


Seametrics FT500 Series Batch Flow Processor

The FT500-Series is a batching flow processor with additional output controls. It is designed for use with Seametrics flow meters and flow sensors, as well as other manufacturer's products which have frequency output proportional to flow. In addition to batch functions, the FT500-Series indicates flow rate, and other data in large 3/8" (9.66 mm) digits on an easily-read, backlit display. Units of measure are user selectable, and range from milliliters per second to millions of gallons per day. The unit can be 110V AC powered with a standard 3-wire cord (included), 220V AC powered (optional), or DC powered through an internal terminal strip.



FEATURES

- Batch control
- Regeneration control
- High/low flow rate monitoring
- Water usage monitoring

APPLICATIONS

- Water treatment system maintenance
- Water leakage detection
- Precision refill of cooling towers & tanks

CALL GEOTECH TODAY

(800) 833-7958

Geotech Environmental Equipment, Inc.

2650 East 40th Avenue • Denver, Colorado 80205

(303) 320-4764 • FAX (303) 322-7242

email: sales@geotechenv.com • website: www.geotechenv.com

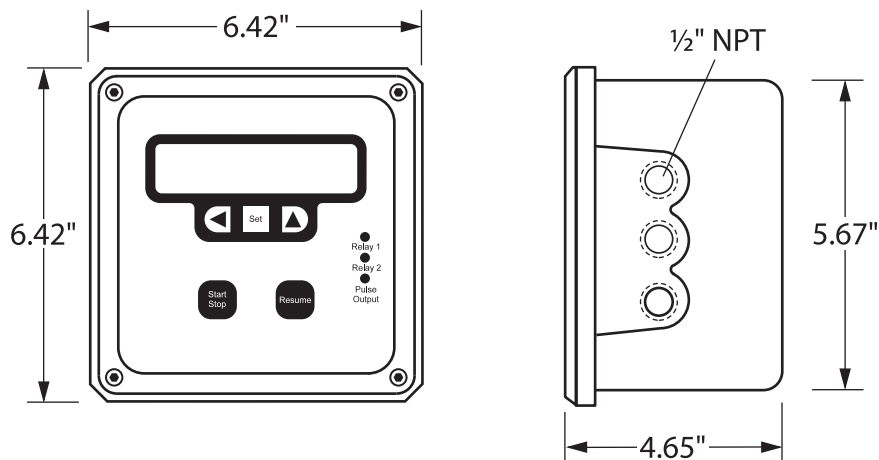
Seametrics FT500 Series Batch Flow Processor

SPECIFICATIONS*

Power	115V AC, 50/60 Hz @ 125 mA, 12V DC @ 750 mA or 10–16V DC (220V AC optional)
Temperature	32° - 130°F (0°-55°C)
Enclosure	Precision cast aluminum, NEMA 4X, panel or wall mount configuration
Batch Outputs	Two form C (SPDT) relays, 115V AC 6 A max
Max Pulse Output	100 mA at 60V AC/V DC, opto-isolated, open-collector
Memory Type	Non-volatile EEPROM with auto-backup
Sensor Power	12V DC, 10 mA
Display	Totalizer = 8 digit, Rate = 5 digit, backlit
Units	Volume = Gallons, cubic feet, cubic meters, millions of gallons, milliliters, fluid ounces, pounds, liters Time = Seconds, minutes, hours, days
Analog Output	4-20 mA passive opto-isolated; 4-20 mA active; 0–5V DC, or 0–10V DC
Sensor Input	1–1000 Hz, ESD protected, interfaces to current sinking sensor output
Environmental	NEMA 4X, IP66
Setup Memory	Non-volatile EEPROM, auto-backup

*Specifications subject to change. Please consult our web site for current data (geotechenv.com)

DIMENSIONS



CALL GEOTECH TODAY

(800) 833-7958

Geotech Environmental Equipment, Inc.

2650 East 40th Avenue • Denver, Colorado 80205

(303) 320-4764 • FAX (303) 322-7242

email: sales@geotechenv.com • website: www.geotechenv.com

SEAMETRICS FT500 SERIES MODELS

FT520 Batch Controller

In Batch Processing Mode, the display indicates a flow rate on the top line, and one of three configurations on the bottom line: an accumulated total flow (resettable), accumulated batch flow, or batch process bar graph. The batch output is controlled via two relays. The main relay starts and stops the batch as a set, or the auxiliary "prewarn" relay can be used to operate a second valve. This allows increased accuracy by engaging a staged shut off at the end of the batch.

Settings are:

- SET Batch Size
- SET Prewarn Size
- SET Flow volume units
- SET Rate of flow in time base
- SET Decimal from whole numbers, to tenths, to hundredths
- SET K-factor
- SET Pulse (scaled) Output 1
- SET Pulse (scaled) Output 2
- SET 20 mA Rate for maximum estimated flow
- Clear Total

FT520-84 Filter Regeneration

In Filter Regeneration Mode, the display indicates a flow rate on the top line, and one of two configurations on the bottom line: an accumulated total flow (resettable), or batch process remainder. The regeneration process is initiated by setting a target volume, a set value for regeneration time as well. A single relay or alternate relay setting allows control of either single tank or alternating dual tank systems.

Settings are:

- SET Flow volume units
- SET Rate of flow in time base
- SET Decimal for rate and total to two decimals
- SET K-factor
- SET Pulse (scaled) Output 1
- SET Pulse (scaled) Output 2
- SET 20 mA Rate for maximum estimated flow
- SET Regeneration Volume
- SET Regeneration Time in seconds (3 digits)
- SET Relay Mode to one or alternate relays
- Clear Total

FT520-86 Flow Rate Alarm

In Flow Rate Alarm Mode, the display indicates a flow rate on the top line, and on the bottom line, an accumulated total flow (resettable). The user sets a minimum and maximum flow rate, and if the flow exceeds the min/max parameter, relay 1 or relay 2 will close. The output relay will stay latched until the flow rate increases/decreases back between the min/max settings.

Settings are:

- SET Flow volume units
- SET Rate of flow in time base
- SET Decimal for rate and total to two decimals
- SET K-factor
- SET Pulse (scaled) Output 1
- SET Pulse (scaled) Output 2
- SET 20 mA Rate for maximum estimated flow
- SET Low Flow Alarm
- SET Hi Flow Alarm
- Clear Total

FT522 Usage Monitor

In Usage Monitor Mode, the display indicates one of two configurations: an elapsed time and elapsed flow, and a flow rate and accumulated total flow (resettable). A time period is set to monitor for a set maximum total flow. If the total flow is reached within the set time, an output relay is closed. The output relay stays latched until the system either resets automatically after the set time, or is reset manually via Stop/Start. A reset condition clears the elapsed time and flow, but not the accumulated total flow.

Settings are:

- SET Flow volume units
- SET Rate of flow in time base
- SET Decimal for rate and total to two decimals
- SET K-factor
- SET Pulse (scaled) Output 1
- SET Pulse (scaled) Output 2
- SET Time Period from 01-48 hours
- SET Alarm Reset to automatic or manual
- SET Alarm Point in Flow (8 digits)
- SET 20 mA Rate for maximum estimated flow
- Clear Total

CALL GEOTECH TODAY (800) 833-7958

Geotech Environmental Equipment, Inc.

2650 East 40th Avenue • Denver, Colorado 80205

(303) 320-4764 • FAX (303) 322-7242

email: sales@geotechenv.com • website: www.geotechenv.com

HOW TO ORDER

Model

AC/DC Power, Rate/Total/Batch Indicator = FT520

Usage Monitor = FT522

Mounting

Wall mount = W

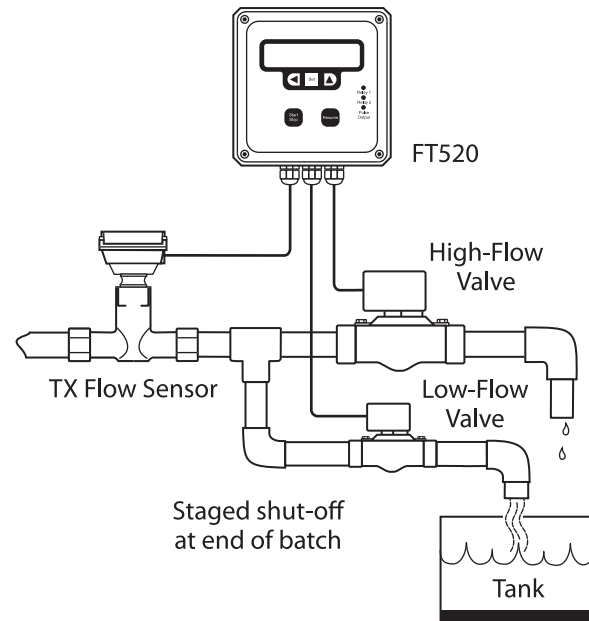
Options

Regeneration Control = -84 (FT520 Only)

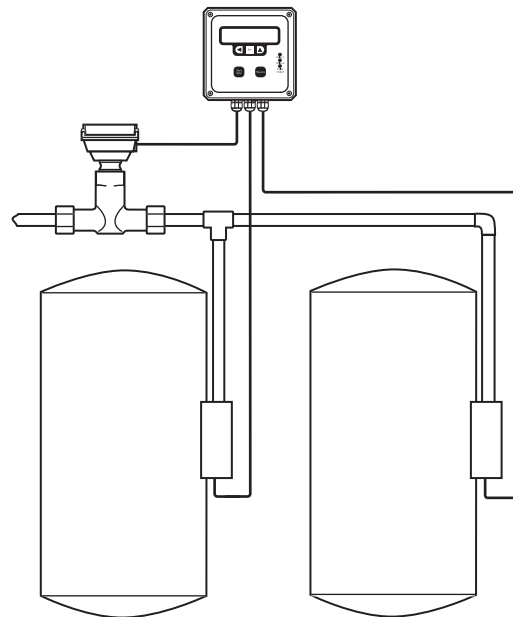
Alarm Relay Output = -86 (FT520 Only)

220V AC Input = -121

TYPICAL DUAL FLOW BATCH APPLICATION



ALTERNATING TANKS APPLICATION



CALL GEOTECH TODAY

(800) 833-7958

Geotech Environmental Equipment, Inc.

2650 East 40th Avenue • Denver, Colorado 80205

(303) 320-4764 • FAX (303) 322-7242

email: sales@geotechenv.com • website: www.geotechenv.com